



My Heart Cardiology

www.myheartcardiology.com.au

Healthlink EDI: myhcardi

referral@myheartcardiology.com.au

147 Moreland Road, Coburg VIC 3058

Tel: (03) 9854 6444

5 Neal Street, Gisborne VIC 3437

Fax: (03) 9854 6445

182 Station Rd, New Gisborne VIC 3438

Patient's details

Name:	Date of Birth:
Phone/Mobile:	Medicare number:
Address:	

Clinical Consultation

Clinical Consultation	Risk Factors:
Clinical History:	Diabetes Mellitus Hypertension Dyslipidaemia Family history of CVD Obesity
Dr Ahmed Al-Kaisey Dr Omar Al-Mukhtar Dr Samer Noaman	

Diagnostic Studies - **BULK BILLED**

Transthoracic Echocardiogram (TTE) - <u>bulk billed</u>	
Symptoms or signs of cardiac failure	Heart tumour
Ventricular hypertrophy or dysfunction	Congenital heart disease
Valvular, aortic, pericardial, thrombotic or embolic disease	Sudden death of an immediate relative
Before starting drugs which require cardiac monitoring	Pulmonary hypertension
	Employment medical - No MBS Rebate
Exercise Stress Echocardiogram - <u>bulk billed</u>	
Chest pain or angina	Pre-operative assessment prior to major non-cardiac surgery
Known coronary disease & evolving symptoms	Pre-operative assessment prior to cardiac surgery/intervention
ECG suggestive of coronary disease	Employment medical - No MBS Rebate
Exertional dyspnoea	
Suspected silent myocardial ischaemia	
Assessment of coronary lesions on angiography	
Exercise Stress ECG - <u>bulk billed</u>	
First degree relative with suspected heritable arrhythmia disorder	Other cardiac diseases exacerbated by exercise
	Employment medical - No MBS rebate
12 Lead ECG (trace and report) - <u>bulk billed</u>	

Referring Practitioner Details


Name:	Phone:
Provider Number:	Fax:
Address:	Signature:
Email:




My Heart Cardiology


 www.myheartcardiology.com.au


 referral@myheartcardiology.com.au

 Tel: (03) 9854 6444

 Fax: (03) 9854 6445

Healthlink EDI: myhcardi

 147 Moreland Road, Coburg VIC 3058

 5 Neal Street, Gisborne VIC 3437

 182 Station Rd, New Gisborne VIC 3438

Instructions For Patients

Exercise Stress Echocardiogram & Stress ECG

- A stress echo test measures the performance of your heart under stress. It provides valuable information about blood flow to the heart muscle, heart valve function, and overall cardiac health. During the test, images of your heart are taken before and after exercise on a treadmill (this is for stress echo only).
- The test takes about 20-30 minutes.
- Please wear comfortable exercise clothing and shoes for the test.
- If you take any of the following medications, then you need to stop them for 24-48 hours prior to the test:
 - Atenolol (Noten)
 - Metoprolol (Minax)
 - Bisoprolol (Bicor)
 - Nebivolol (Nebilet)
 - Propranolol (Inderal)
 - Carvedilol (Dilatrend)
 - Labetalol
 - Sotolol
 - Diltiazem (Cardizem) or Verapamil (Isoptin)

Transthoracic Echocardiogram

- Echocardiography is a painless procedure that uses ultrasound technology to produce real-time images of the heart. It allows us to assess the heart's size, shape, and how well it pumps blood.
- The test is typically performed by a specially trained technician and takes about 30-40 minutes.

12 Lead ECG

- This simple test records the electrical signals generated by the heart as it beats. These signals are captured by electrodes, which are small adhesive patches placed on the skin of the chest, arms, and legs.
- This test takes 5 minutes.

My Heart Cardiology Locations



Coburg

147 Moreland Road, Coburg VIC 3058



Gisborne

5 Neal Street, Gisborne VIC 3437



New Gisborne

182 Station Rd, New Gisborne VIC 3438